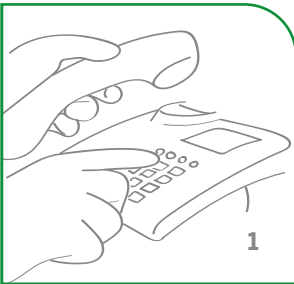




Coronavirus vaccination at the vaccination centre – from making the appointment to receiving the second dose of the vaccination



1. Making an appointment

Vaccinations in the 53 vaccination centres in North Rhine-Westphalia start on 8 February 2021. Vaccination there is only possible by appointment. The easiest way to make an appointment is to go to www.116117.de from 25 January 2021. If relatives make an appointment for you, please be sure to avoid doing so twice. Of course, you can also use the free telephone numbers **0800 116 117-01** (Rhineland) or **0800 116 117-02** (Westphalia). These will also be available **daily from 8 a.m. to 10 p.m.** from 25 January 2021. Unfortunately, due to the high demand, longer waiting times are to be expected.



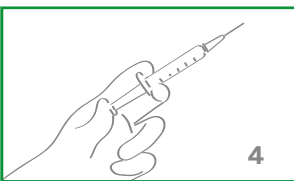
2. Registration at the vaccination centre

The locations have been selected by the districts and independent townships to ensure that the vaccination centres are easy to reach by bus and train or by car. Upon arrival, your first port of call will be the registration desk, where we will take your details and verify that you are entitled to receive a vaccination. Please bring your **identity card**, your electronic **health card**, your **appointment confirmation** and your **immunisation card** (if you have one). Please make sure you wear an everyday mask or an FFP2 mask.



3. Clarification

In the waiting area afterwards, you will have the opportunity to receive more detailed information about the coronavirus vaccination at the vaccination centre. If you have not yet received the information sheet and the consent form by post, you will be provided with both when you show up for your appointment. Please read through all the information carefully and fill in the required fields. If you wish, you will be given the opportunity to arrange a consultation with a doctor.



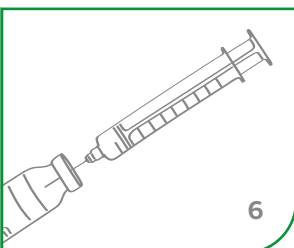
4. Vaccination

The vaccination itself is carried out in a screened off area by trained medical staff. The vaccine will be injected into your upper arm, just like the flu vaccination. Even a small amount is sufficient. The injection site is then covered with a plaster. The vaccination will be recorded on your immunisation card or a certificate that contains all the necessary information.



5. Follow-up

You will then be asked to stay in a separate waiting area for up to 30 minutes under medical observation. This will ensure that we are able to provide a rapid response in the unlikely event that you exhibit an allergic reaction or feel any discomfort. Once the waiting time has elapsed without any complications, which is usually the case, you can go home.



6. Second vaccination

In order for the coronavirus vaccination to be fully effective, a second vaccination is required. When you make your appointment, you will therefore receive two vaccination appointments at intervals of about three weeks apart. The second appointment will also take place in the vaccination centre, where the procedure will be identical to the first vaccination. Please bring the following with you: your identity card, electronic health card, immunisation card, appointment confirmation and the vaccination certificate from your first appointment.